

Swansea Bay City Deal

Progress/Reporting Dashboard

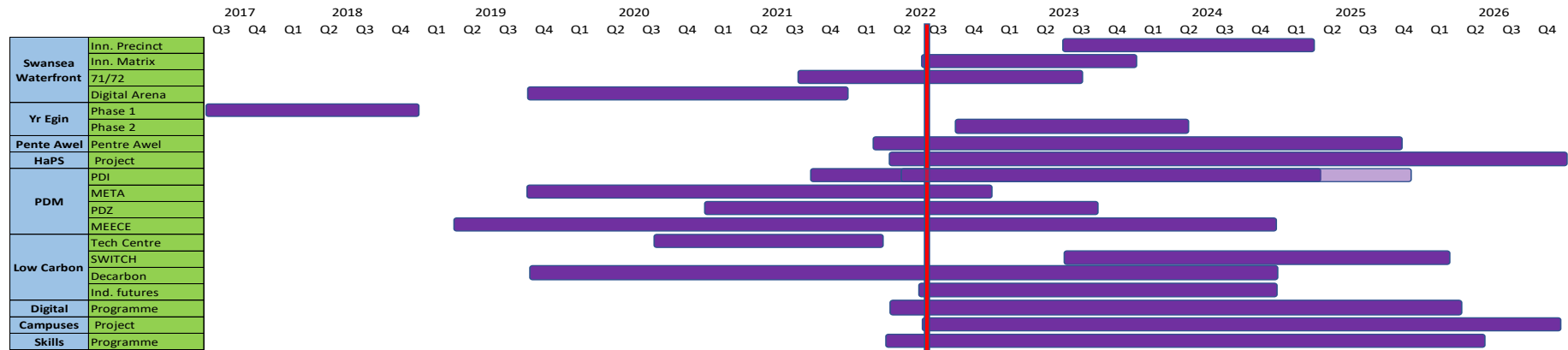
Drafted by:	Phil Ryder
Date:	14/10/2022



1. Project/Programme RAG status

Project/Programme	Delivery	Scope	Staffing Resource	Finance	Stakeholder Engagement	RAG Status
Pentre Awel	Green	Green	Green	Yellow	Green	Green
Campuses	Yellow	Green	Green	Yellow	Green	Yellow
Waterfront & Digital District	Yellow	Green	Green	Red	Green	Yellow
Yr Egin	Green	Yellow	Green	Yellow	Green	Yellow
Digital Infrastructure	Yellow	Yellow	Yellow	Yellow	Yellow	Yellow
Skills and Talent	Green	Green	Yellow	Green	Green	Green
Pembroke Dock Marine	Yellow	Yellow	Yellow	Yellow	Yellow	Yellow
Supporting Innovation & Low Carbon Growth	Yellow	Green	Green	Green	Green	Green
Homes as Power Stations	Yellow	Green	Red	Yellow	Yellow	Red

2. Portfolio Delivery Timeline



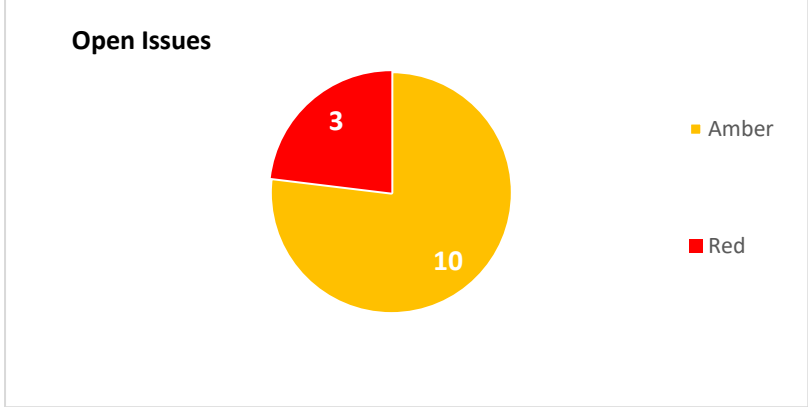
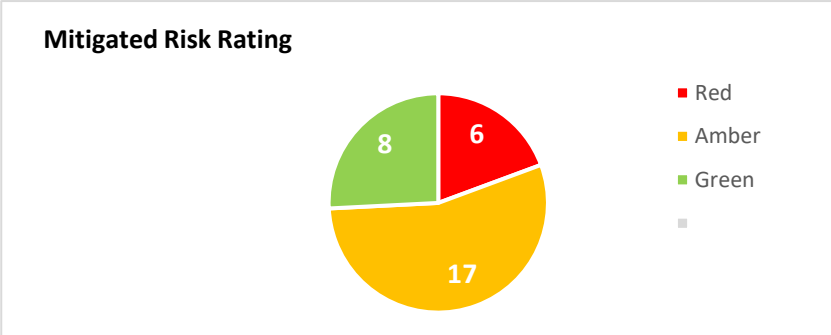
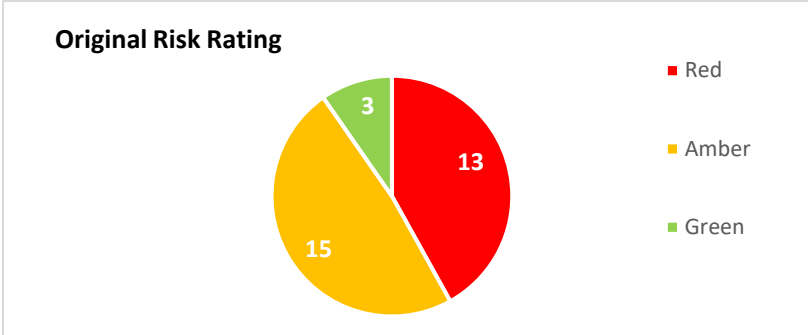
Key

Delivery Period

Current date Line

Please note these quarters are calendar quarters

3. Portfolio Risk & Issue Management



4. Risk Management – Rising Amber Risks

REF.	Title	Description	Current Control Actions	Previous Score	Residual Probability	Residual Impact	Residual Rank
41	In Year Underspend	Early indications from financial reporting across Q1 and Q2 2022-2023 indicate a likely underspend for the current FY	12/10/22 Portfolio demonstrating underspend due to slippage in programme / project delivery, this will be highlighted to Programme Board through financial monitoring and mitigations to minimise potential underspend put in place where possible.	12	5	4	16

5. Risk Management – Top Red Risks

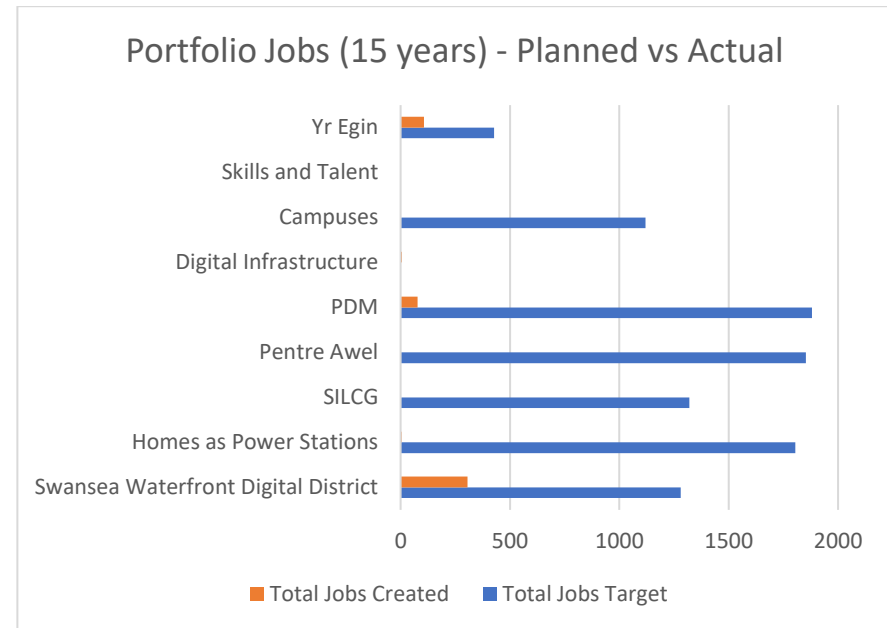
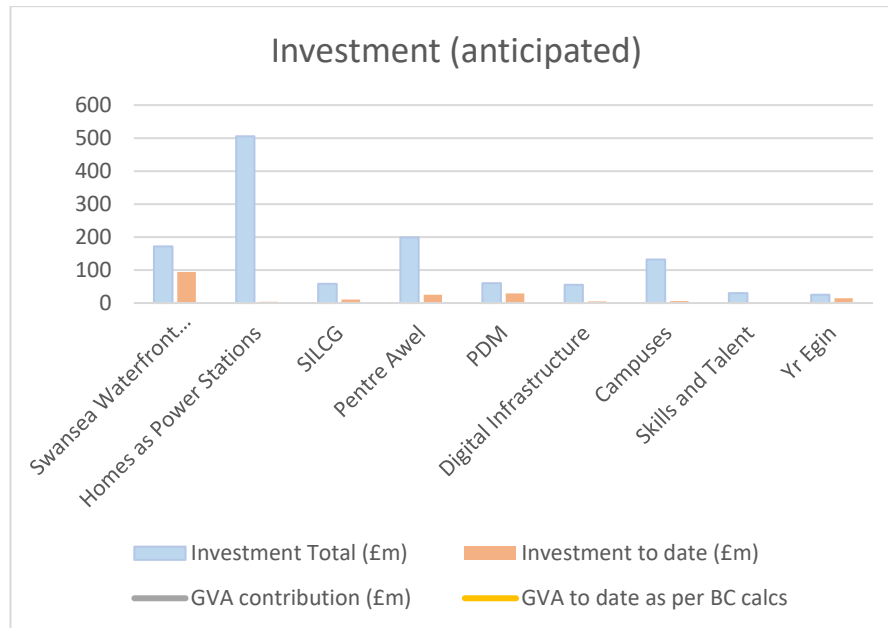
REF.	Title	Description	Current Control Actions	Residual Probability	Residual Impact	Residual Rank
26	Private sector funding contribution/s not realised in line with business case projections.	Risk that private sector funding is not realised as per portfolio business case projections that will impact on the deliverability of outputs and outcomes of the SBCD.	21/06/22 The Portfolio is on track to realise the Private Sector funding however it is acknowledged that the timescales have slipped marginally due to macroeconomic events, Business Case development and approval process.	4	4	16
31	Increase in cost of construction.	Risk that cost of construction may increase impacting on budgets set out in Programme / Project Businesses resulting in an overspend.	21/06/22 Construction Impact Assessment being reviewed on a monthly basis at the request of Programme (Portfolio) Board. Any change is being presented at the meeting.	5	3	15
33	Welsh Government 2021 update of Technical Advice Note (TAN) 15 development risk of flooding and coastal erosion and associated flood planning maps.	Proposed updates to the TAN and maps have recategorised the vulnerability of certain developments, increased the extent of the flood maps and the ability of land owners and local authorities to potentially achieve planning permission and ultimately develop land affected by the 2021 updates.	24/06/22 Technical Advisory Note has been updated 10th March 2022. PoMO to engage with Cllr Stewart and Wendy Walters to gain clarity on latest position. To be raised at the next Programme / Project Leads meeting to enquire whether this still poses an issue locally and what plans are in place.	4	4	16
43	Slippage in delivery of programmes / projects against key milestones	As all City Deal Business Cases have now been approved the risk that City Deal doesn't achieve the outcomes intended within the timescales agree due to slippage in delivery of programme against key milestones resulting in borrowing and recouperation not accurately reflecting spend. Has been re-assessed following the closing of Risk ID SBCD013.	24/06/22 Agreement by Programme Board and Joint Committee of Governance documentation going forward to report progress and provide challenge on future slippage. Financial monitoring is now focussed on delivery investment and will continue to monitor going forward with any significant variance managed through the change management process.	4	4	16
47	Prog/Proj delivering all outputs and outcomes within the business case	Lack of alignment between Project/Programme Business Case deliverables and funding agreement outputs, outcomes and impact leads to potential confusion and non-delivery of anticipated benefits, resulting in the portfolio not achieving its objectives.	08/07/2022 Discussions have taken place with CCOS legal. Finance Manager is reviewing all funding agreement documentation and CCOS legal will support any amends/updates required in order to ensure alignment between BC and funding agreements.	3	5	15

6. Issues Management – Red Issues

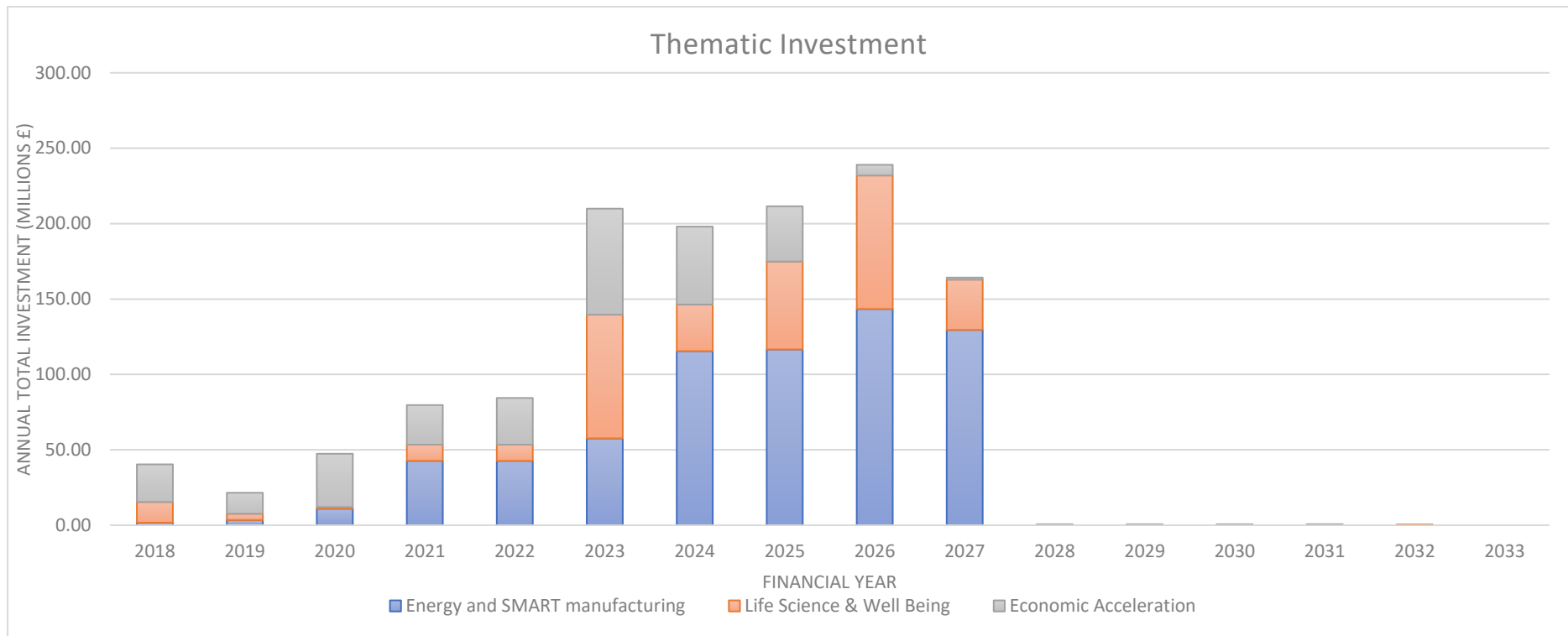
REF.	Title	Potential Impact	Current Update	Priority
17	Approval of Governance Board documentation outside the timescales set out in the Meeting Protocol approved by JC	Officers spending time chasing approval of documentation. Governance Board members receive papers later than anticipated allowing less time to digest. Also a chance of not being able to publish JC papers meaning they will slip to the following month due to the legal amount of time set to release documents.	30/09/22 The PoMO continue to send documentation for Programme Board later than agreed due to late sign off of documents. JSC papers coordinated by NPT sent to members outside of set timescales even though received on time. PoMO to set deadline for Agenda's to be agreed and shared.	Red
22	Measuring of GVA at a programme and Project level.	One if the HoT requirements is GVA contribution, whilst the Portfolio will deliver uplifts in GVA it's quantification method is still unknown and as a result the PoMO are unable to report GVA as a holistic Portfolio Metric.	30/09/22 Paper submitted to the WCGIB on 13th June and accepted in principle. Further consultation required and currently with DLUC for decision. In the interim, UK / WG City Deal contacts have accepted that we will not report quarterly on GVA.	Red
25	Delay in funding agreements being approved and signed	Impacts on disbursement of grant. Delay to delivery of projects. Knock on effect with ability to recruit. Potentially impacting on benefits realisation.	30/09/22 8 out of 9 programmes / projects have now committed to the primary funding agreements Campuses currently being worked on with legal officers / partners with a view of being entered imminently. Secondary agreements currently being developed for Campuses, HAPS, Skills & Talent and Digital Infrastructure between Lead Authority and Lead Deliverer.	Red

7. Benefits Realisation

Project/Programme	Total Investment Target (£m)	Total Investment to date (£m)	Total Jobs Target	Total Jobs Created
Swansea Waterfront Digital District	171.54	94.12	1281	306
Homes as Power Stations	505.50	3.73	1804	5
SILCG	58.70	10.88	1320	1
Pentre Awel	199.19	25.18	1853	2
PDM	60.47	29.56	1881	77
Digital Infrastructure	55.30	5.32	0	6
Campuses	131.98	5.88	1120	2
Skills and Talent	30.00	0.60	0	2
Yr Egin	25.17	14.87	427	107
	1237.85	190.13	9686	508
% of target		15.36%		5.24%

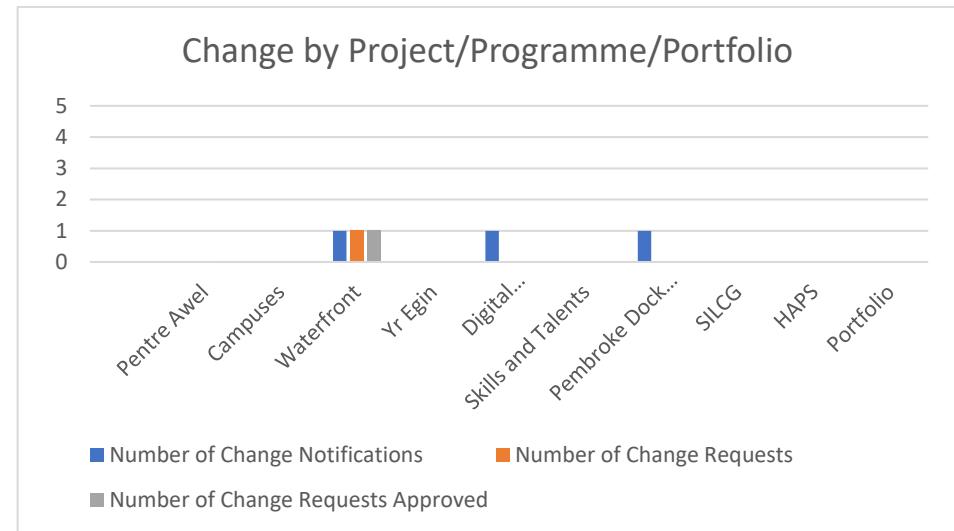
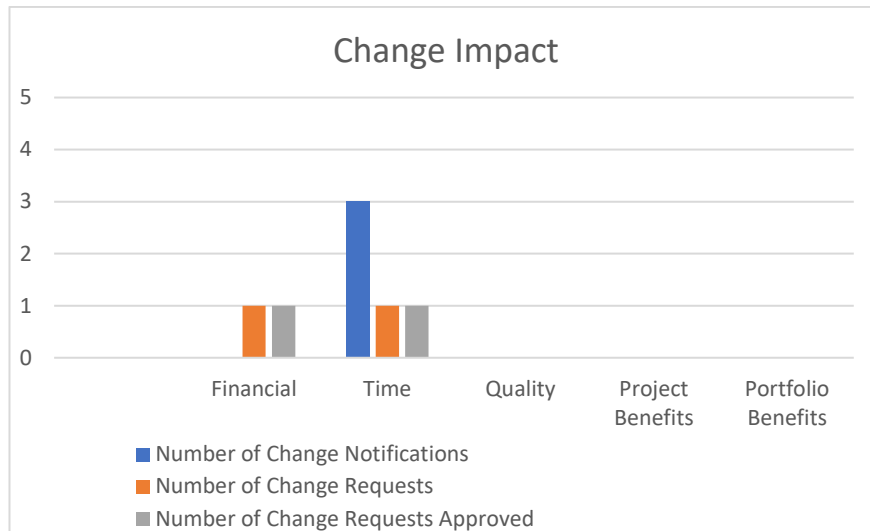


8. Financial Management

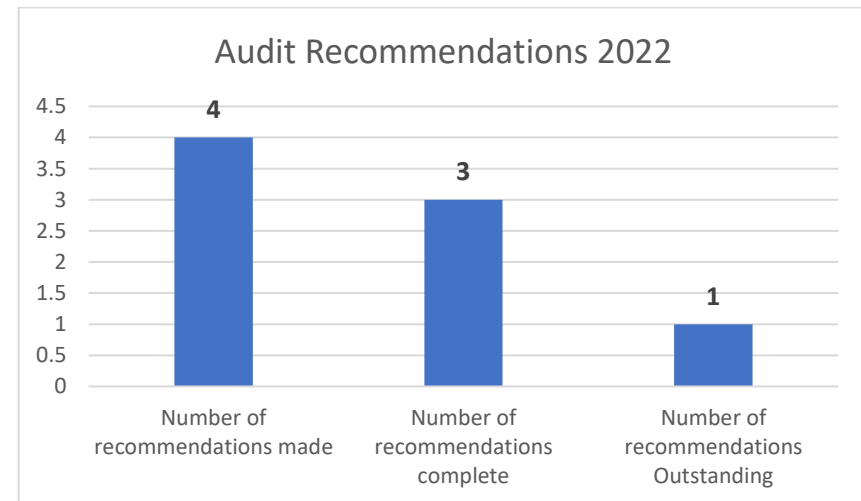
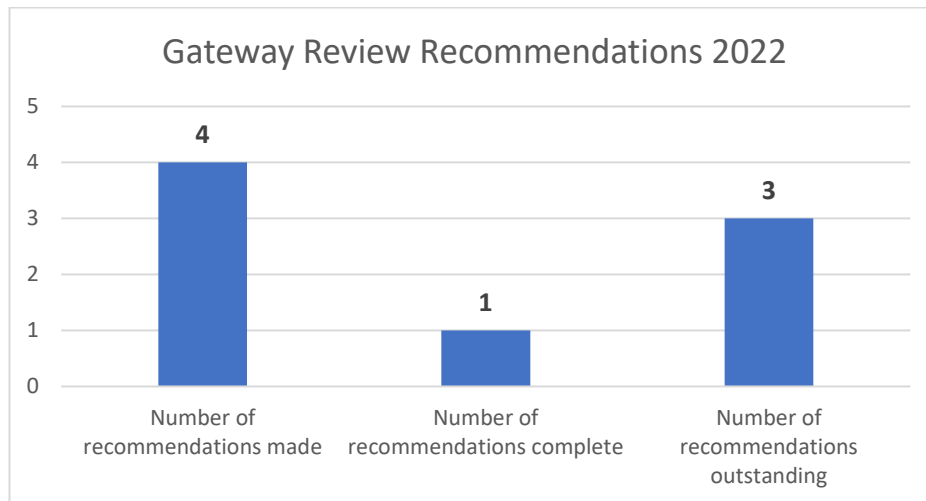


	2018	2019	2020	2021	2022	2023	2024	2025	2026	2027	2028	2029	2030	2031	2032	2033
Difference since Q4 2021-22	0.00	0.00	0.00	0.00	-67.70	33.11	1.58	-5.80	40.53	17.24	0.54	0.55	0.56	0.67	0.48	0.00

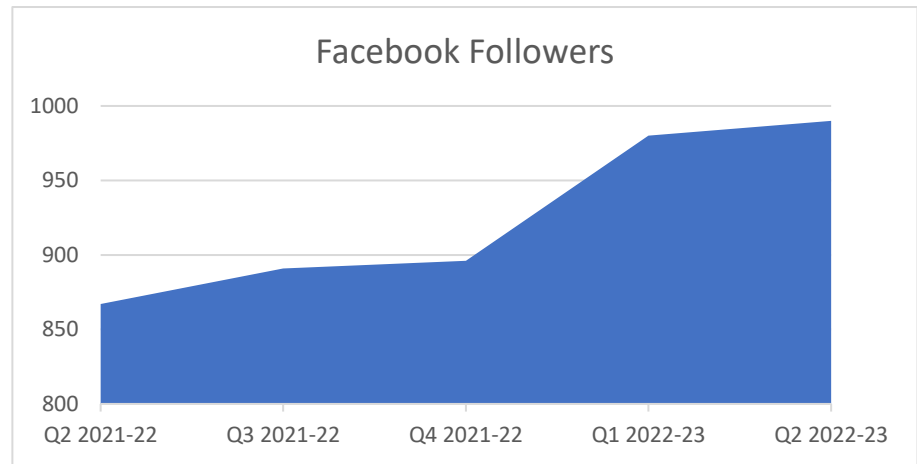
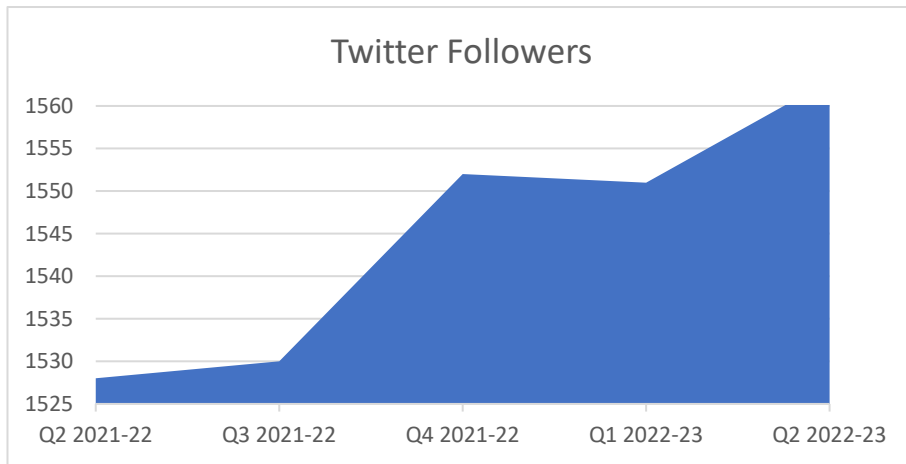
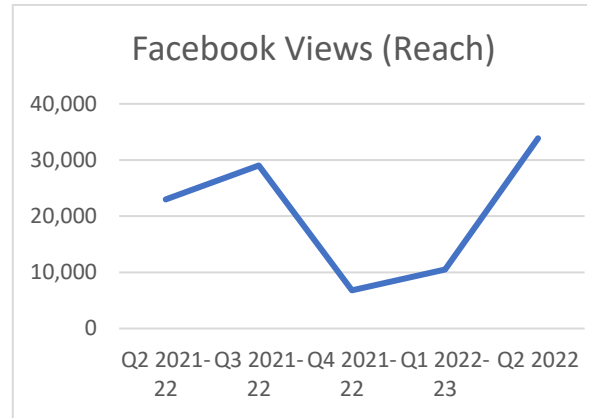
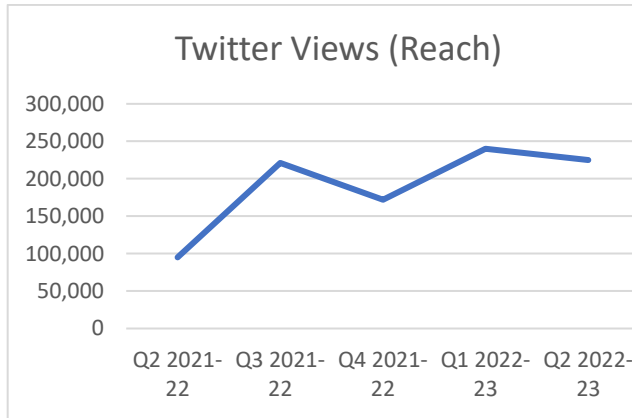
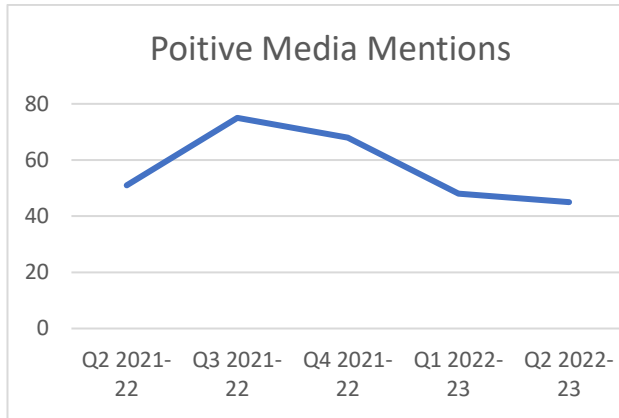
9. Change Management



10. Assurance & Audit Reviews



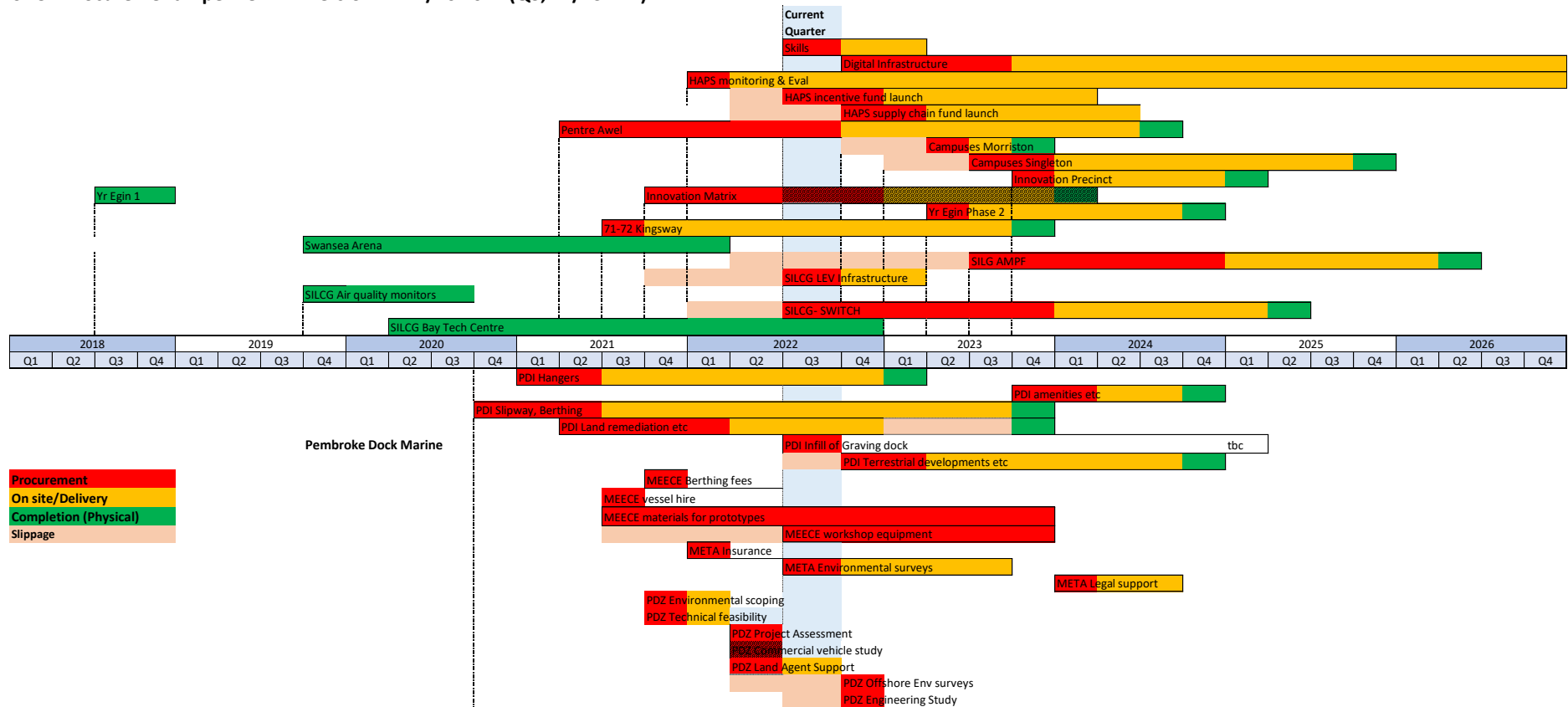
11. Communications and Engagement



12. Procurement Pipeline

Below is a pictorial representation of key procurement activity across the Programmes and Projects making up the Portfolio.

SBCD Procurement Pipeline Version 4: 14/10 2022 (Q3, 22/23 F.Y.)



13. Future inclusions

There are several additional aspects of reporting that the PoMO will look to include in coming iterations, initially, these will include:

- Resource (people) management – this is the resources required by each deliverer, identified within the respective business cases to deliver the SBCD schemes and the current levels of staffing against this commitment.
- Further breakdowns of financials as recently requested at JC.
- Quarterly updates on forecasted benefits, do the actual vs planed show progress being ahead, behind or as forecast.
- LinkedIn reach/stats
- Visits and Event info